

Reporting 2017- a guide to accessing information about your child's progress

In 2017 we are reporting to parents and carers about student progress in two different ways:

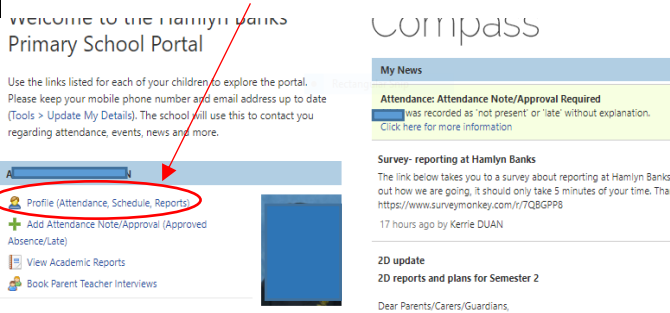
1. Continuous Reporting - current progress and learning goals
2. End of semester reporting - progress in the Victorian Curriculum

There has been some feedback around the end of **Semester Reports** and lack of comments about what students can do or future goals. This information is now provided through **Continuous Reporting**. Parents are informed when Continuous Reports are published via the newsletter, Facebook or Compass Newsfeed. It is the same information that has previously come in the semester report, it's just being provided more regularly.

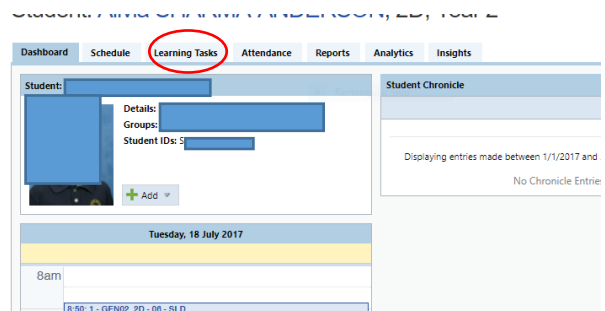
For various reasons, some parents have not accessed Continuous reports as yet. Following is a guide that might help. As in previous terms, further opportunities for help will be offered at school.

Step 1 - Log into Compass. If you need help with this please call the office.

Click on "Profile (Attendance, Schedule, Reports)"



Step 2 - Click on the tab called "Learning Tasks"



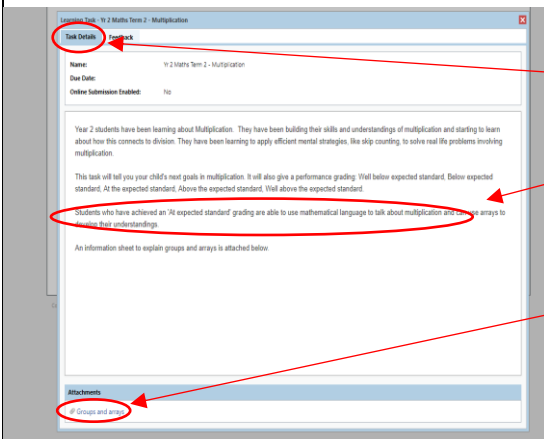
Step 3- Here is a list of reports that have been published for this child. Find the Learning Task you need.

Click on the title to open it.

Class	Learning Task	Due Date
GEN02_2D	Behaviour and Effort Term 1	No due date
GEN02_2D	Reading Assessment Term 1 Instructional	No due date
GEN02_2D	Year 2 Maths Term 1 - Place Value and Addition	No due date
GEN02_2D	Year 2 Maths Term 2 - Multiplication	No due date
GEN02_2D	Writing Year 2 - Term 2	No due date
GEN02_2D	Reading (progress toward goals)- Term 2	No due date
ART_2D	Visual Arts Year 2 - Term 2	No due date
PEAR_2D	Performing Arts Year 1 and 2 - Term 2	No due date
PHYS_2D	Physical Education- Year 1 and 2 - Term 2	No due date

In this example, we are opening the Year 2 Term 2 report on number- Multiplication. It tells you the term when the work was done so that you will know how relevant this information is.

By the time students in year 2 do multiplication again, hopefully this student will have different skill levels and goals.



The first tab that opens is 'Task Details'. This explains the context of the report.

It will also tell you what your child can do if they are 'at expected standard'.

Some reports have extra info for parents. Click on this attachment for a document that explains 'arrays' and how they are used to teach multiplication.

Step 4- Open the 'Feedback' tab to find out more detail about your child's progress. Here is the same example of year 2 multiplication.

Performance

At expected standard

Your child's next goals in multiplication are to:

- make the turn-around fact algorithm and matching array.
- solve a multiplication word story.

Teacher Responses

Filename: Uploaded

No responses have been uploaded yet

Proficiency Scale: Multiplication Level 2

The goals show what your child needs to do next in order to continue to progress in multiplication.

These are derived from the year 2 Multiplication Proficiency Scale. Your child should be able to talk with you about their goals mean.

All year levels have published at least two reports for number. Results from these units of work were used to make a judgement for the end of semester report dot.

EXTRA CHALLENGE	Expert <p>I can use my knowledge in different ways.</p>	<ul style="list-style-type: none"> I can make the turn-around fact algorithm and matching array. I can make up a story about an array.
	Practitioner <p>GOAL ACHIEVED!</p>	<ul style="list-style-type: none"> I can make groups and arrays using repeated addition. I can label an array by identifying the rows and columns. I can write the matching algorithm for an array. I can recognise an array. I can use mathematical language to talk about arrays, e.g. array, column, row, multiplication, and algorithm. I can use arrays to talk about turn around facts.
	Apprentice 	<ul style="list-style-type: none"> I can make a repeated addition algorithm I can explain what an array is. I can use these words and describe what they

All year levels also had a writing report in term 2. Here is the writing feedback for the same year 2 student. There was an additional personal comment about writing as teachers felt it was relevant.

Dashboard Schedule Learning Tasks Attendance Reports Analytics Insights

Legend: Pending Overdue Received Late On Time

Class	Learning Task	Due Date	Created Date	Result
GEN02_2D	Behaviour and Effort Term 1	No due date	28/02/2017	Outstanding
GEN02_2D	Reading Assessment Term 1 Instructional	No due date	02/03/2017	Above expected sta
GEN02_2D	Year 2 Maths Term 1 - Place Value and Addition	No due date	10/03/2017	At the Standard
GEN02_2D	Yr 2 Maths Term 2 - Multiplication	No due date	28/04/2017	At expected standa
GEN02_2D	Writing Year 2 - Term 2	No due date	13/05/2017	At expected standa

Learning Task - Writing Year 2 - Term 2

Task Details Feedback

Grades

Any assessment results provided below are raw scores and may change during school or state based statistical assessment moderation. The statistical, state based, moderation process is used to ensure that schools' assessments are comparable throughout the state. It involves adjusting each schools' coursework scores for that study to match the level and spread of the combined examination and GAT scores for the students in that school doing that study. For more information on assessment moderation, please contact the school.

Performance

At expected standard

Teacher comment:

Your child's next goals in writing are to:

- present her work neatly and in an organised manner.
- use punctuation correctly . . . ! ?
- make her writing flow when it is read.

At the end of semester 1 and 2 (term 2 and 4), a semester report will be published.

This will be a summary of your child's progress in the Victorian Curriculum. It will show their growth over the past 12 months.

Dashboard Schedule Learning Tasks Attendance Reports Analytics Insights

Reports

Reporting Cycle
2017 - Semester 1
2016 - Semester 2
2016 - Semester 1

Progress Reports

At the end of term 4, there will also be a general comment from the teacher about your child's year.

For students in year 5 and 6 the semester report will include extracurricular activities they have been involved in. Start with Step 1 but this time click on the "Reports" tab.

Detailed information about semester was sent home at the end of term 2. A request form for a hard copy of the report was also sent home.

